



Quick Start for the HOBO® MX Temp/RH Logger (MX1101)


1   Download HOBOMobile® to your phone or tablet.

2 Install the batteries in the logger. Open the battery door on the back of the logger and insert two AAA batteries observing polarity. Reinsert the battery door and snap it back into place.

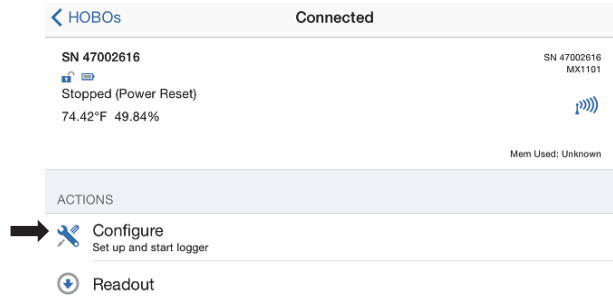
3 Open HOBOMobile. Enable Bluetooth® in your device settings if prompted.

4 In HOBOMobile, tap the HOBOS icon (on Android™ devices) or tap the Devices icon and then tap Loggers at the top of the screen (on Apple® devices). The logger should appear in the In Range list shown in step 5. If the logger does not appear, make sure the logger is within range of your device.

5 Tap a row in the In Range list to connect to the logger.

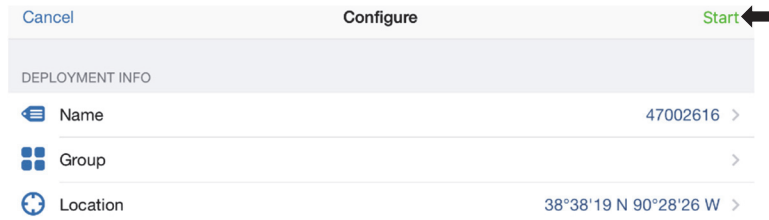


6 Once connected, tap Configure to set up and start the logger.



17839-H MAN-QSG-MX1101

7 Choose your logger settings and then tap Start in the upper right corner of the Configure screen. The logger will begin logging data based on the settings you selected.



8 Deploy the logger using the magnets on the back of the logger case or the mounting materials included.

9 To offload data from the logger to your device, connect to it and tap Readout (shown in example in step 6). The data from the logger is saved to your device. Tap the Data Files icon and then tap the mini-graph to view a larger version of the graph or to share the file.



For help with HOBOMobile or more information about this logger, tap the About icon in the app, scan the code at left or go to: www.onsetcomp.com/HOBOMobile

© 2014–2019 Onset Computer Corporation. All rights reserved. Onset, HOBO, and HOBOMobile are registered trademarks of Onset Computer Corporation. Apple is a registered trademark and App Store is a service mark of Apple Inc. Android and Google Play are trademarks of Google LLC. Bluetooth is a registered trademark of Bluetooth SIG, Inc. All other trademarks are the property of their respective companies.

This product has been manufactured by Onset Computer Corporation and in compliance with Onset's ISO 9001:2015 Quality Management System.

Patent #: 8,860,569

17839-H MAN-QSG-MX1101



1-800-LOGGERS (564-4377) • 508-759-9500
www.onsetcomp.com/support/contact