

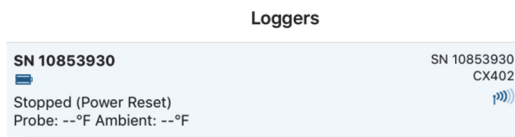


## Quick Start for the InTemp™ CX Temperature Logger (CX40x)

- 1 Install two AAA batteries in the logger, observing polarity. Insert the battery door in the back of the logger making sure it is flush with the rest of the logger case. Use the included screw and a Phillips-head screwdriver to screw the battery door into place.
- 2 Insert the external temperature probe (if applicable).
- 3   Download InTemp™ to your phone or tablet.
- 4 Open the InTemp app. Enable Bluetooth® in your device settings if prompted.
- 5 Set up a user account and tap Save. Log in to your account when prompted.
- 6 From the Loggers screen, find the logger in the list and then tap the logger to connect to it. If the logger does not appear, make sure it is within range of your device.



- 7 Once connected, tap Configure. Swipe left and right to select one of the preset logger configurations. Type a deployment name. Tap Start to load the selected configuration to the logger and start logging. **Note:** To set up a custom configuration, tap the Settings icon and tap Logger Configurations.
- 8 To download the logger, connect to the logger and tap Download. A report is generated that you can share. Tap the Reports icon to view reports previously downloaded to the device, and swipe left for more options.
- 9 If you need to perform daily logger checks, use the Record Logger Checks option under Settings. Connect to the logger and tap Perform (Morning, Afternoon, or Daily) Check.



For detailed specifications and information about this logger, refer to the complete product manual. Go to [www.onsetcomp.com/manuals/cx40x](http://www.onsetcomp.com/manuals/cx40x) or scan the code at left.

**ONSET**

1-800-LOGGERS (564-4377) • 508-759-9500  
[www.onsetcomp.com](http://www.onsetcomp.com) • [loggerhelp@onsetcomp.com](mailto:loggerhelp@onsetcomp.com)

© 2016 Onset Computer Corporation. All rights reserved. Onset and InTemp are registered trademarks or trademarks of Onset Computer Corporation. App Store is a service mark of Apple Inc. Google Play is a trademark of Google Inc. Bluetooth is a registered trademark of Bluetooth SIG, Inc. PDF technology powered by PDFNet Mobile SDK copyright © PDFTron™ Systems Inc., 2001–2016, and distributed by Onset Computer Corporation under license. All rights reserved. All other trademarks are the property of their respective companies.  
Patent #: 8,860,569

19995-B MAN-QSG-CX40x